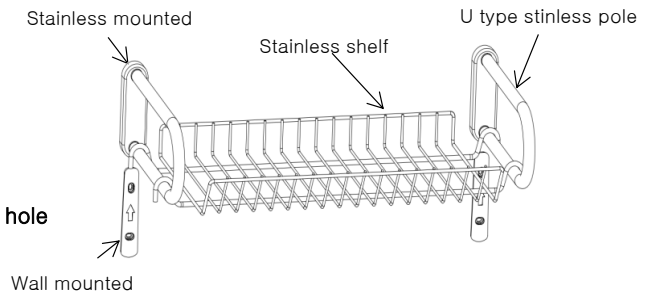
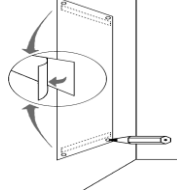


## Component list

- Stainless mounted 2ea
- Wall mounted 2ea
- Stainless shelf 1ea
- U type stainless Pole 2ea
- Installation board 1ea
- Anchor 4ea

### 1. Secure the place of installation and position of Anchor hole

- Both side tape placed anchor hole
- and remove marking papare
- Anchor hold : 509 x 60.5mm



### 2. Anchor hole and mounted anchor

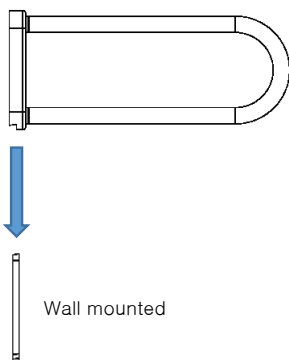
- 01 Drill 6x50mm anchor hole positions
- 02 Knife block into the wall with plastic hammer
- 03 Placed Wall mounted adjust hole
- 04 Wall mounted assembled
- 05 Must horizontal with the mounted wall



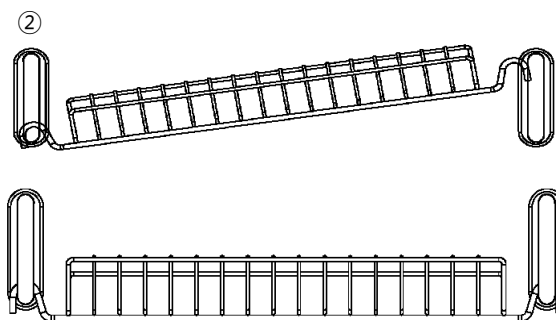
### 3. Assembly the products

- 1. Assembled stainless mounted into the wall mounted.

① Stainless mounted placed



2. Stainless shelf placed U type stainless pole



### 4. Horizontal check

- Stainless shelf horizontal check

Quality control services free of charge

1 year from the date of purchase

주식회사 웰 테 크  
www.momeasy.co.kr

Customer Counseling Center : 1600-5470

Weekday : 10:00 ~ 17:00 (Exclude Saturdays, Sundays and holidays)